




# PBCW News

PBCW

Volume 7, Issue 2

February 2009

## Marilyn Campbell March 28-30, 2009




this newsletter following Marilyn's artist statement. Special hands on workshops will be held in advance of her visit to help students prepare the forms needed by those attending for just one day or who feel they need a little prep before attending a class. While Marilyn's work looks very complex it is actually made from very simple turned forms cut up and put back together in innovative ways. Any beginning woodturner can practice and

On Saturday, March 28 the PBCW will host a demonstration by woodturner artist Marilyn Campbell at the Okeetee Nature Center. Marilyn will demonstrate the unique woodturning techniques that have earned her fame as one of the "New Masters of Woodturning". The demonstration will run from 9:00 AM to 4:00 PM with breaks for lunch and refreshment.

On Sunday, March 29 and Monday, March 30 Marilyn will conduct hands on classes for five students per day at Tim Rowe's shop in WPB. Students will have the opportunity to learn first hand under Marilyn's guidance how to apply her novel techniques to their own work to complement their woodturning repertoire. In a break with past practice students will be offered the opportunity to participate in either a one day class or to expand their experience to two full days of hands on work in order to gain the maximum advantage from Marilyn's teaching. Students attending two days of hands on will receive a discounted rate for the second day.

An outline of hands on class subjects is included on page three of



learn to apply her techniques.

A registration form for both the demonstration and hands on classes can be found on page two of this newsletter. Be sure to register early for the demonstration to save the \$10 surcharge for payment at the door.



### Inside this issue:

Shop Tour	Pg. 2
Meet And Eat	Pg. 2
Workshops	Pg. 2
Campbell Registration	Pg. 2
Campbell Artists Statement, Hands On	Pg. 3

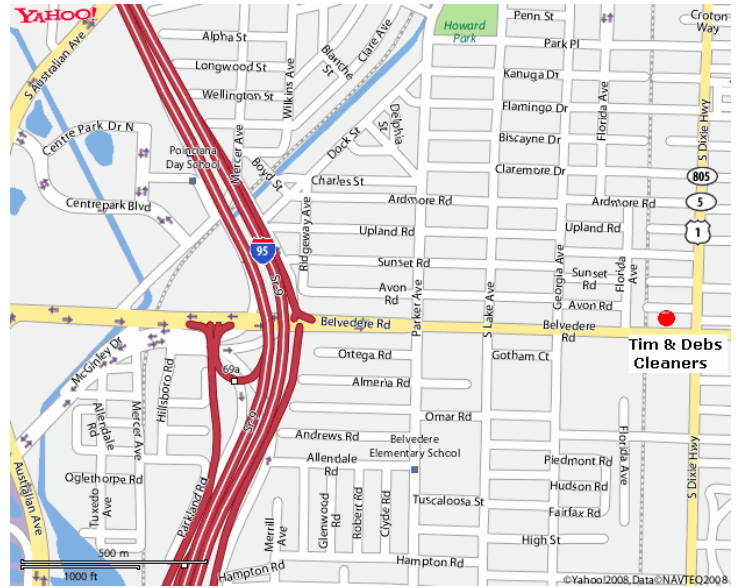
**Workshops Move, Special Wood Auction In February**

Long time member and club benefactor Dave Freidman is putting his house up for sale. As a result the club workshops so long hosted by Dave have moved to a new location. Tim Rowe has offered to allow the use of his shop for future workshop meetings. Tim's shop is located on Belvedere road just east of I-95.

The club will hold a special wood auction at the February meeting at which the many pieces of large and exotic woods collected by Dave Freidman will be sold. This is a chance for the club to give back a little to Dave for all he's done for us so be sure to be there.

**Jerry Bassett To Organize Shop Tour**

Last year's shop tour was received with much enthusiasm by the membership so the board has authorized membership chairman Jerry Bassett to organize another this year. If you would like to participate in this year's shop tour contact Jerry at: [jebassett1@hotmail.com](mailto:jebassett1@hotmail.com) or give him a call at: (561)659-5440



**New location for PBCW Workshops, Tim and Deb's Cleaners, 421 Belvedere Rd. WPB.**

**2009 Meet and Eat Picnic April 4**

The 2009 PBCW Meet and Eat picnic will be held Saturday, April 4th at the Osceola pavilion in Okeeheelee Park. This is the once yearly event where members' families can join us and see what the PBCW is all about in a friendly get together with great food and fun. Bill Kruger and Gerhard Schwenke will be cooking again this year. There will be a gallery and members are invited to bring their favorite turnings. Remember many of our guests have never seen your work before. It's just \$10 per person to attend. We need a count of attendees to help plan the event. Please contact Jeff Rader [jrader1@comcast.net](mailto:jrader1@comcast.net) or 561-798-9004 if you plan to attend. Come on out bring your family and join the fun!

On Saturday, March 28 Marilyn Campbell will conduct a demonstration of her unique woodturning techniques at the Okeeheelee Nature Center. On Sunday, March 29 and Monday, March 30 Marilyn will conduct hands on classes for five students per day at Tim Rowe's shop in WPB. Admission to these hands on classes is very limited and likely to be over subscribed. To assure your place at these events please register today by mailing this form.

I would like to take part in the PBCW demonstration and hands on by Marilyn Campbell.

Please sign me up for \_\_\_\_\_ demonstration seats @ \$35.00 (\$45 at the door) each for a total of \$\_\_\_\_\_.

I would like to take part in the hands on class on (circle one) Sunday / Monday. Please sign me up for \_\_\_\_\_ places @ \$135.00 each for a total of \$\_\_\_\_\_ or \_\_\_\_\_ places for both days @ \$200.00 \$\_\_\_\_\_

Enclosed is my check for \$\_\_\_\_\_.

Name(s): \_\_\_\_\_

Telephone: \_\_\_\_\_

Email: \_\_\_\_\_

**PBCW**

**2935 NE 7th Dr.**

**Boca Raton, Fl. 33431**

The demonstration will begin at 9AM on Saturday March 28 at the Okeeheelee Nature Center. Refreshments will be available. A lunch break will allow attendees to visit a local restaurant or they may bring their own food to the Nature Center where outside facilities are available. Hands on classes begin at 8AM at Tim Rowe's shop in West Palm Beach

## Marilyn Campbell: Artist's Statement and Class Outline

My interest in turning began in 1980 after a boat-building venture with my husband introduced me to woodworking. Unschooled in the "wood arts", I was drawn to the lathe because turning presented an array of creative possibilities, but within the safe confines of one machine with certain limits.

Boatbuilding also gave me another medium - epoxy, which I use extensively as both a decorative and a structural element. Epoxy has allowed me to create many new forms and effects, and to test those limits usually placed on lathe-work.

In the past decade, my work has evolved through several stages, from platters to sculptural forms to vessel forms - all using, to some degree, my technique of cutting and reassembly.



Although nature has long been an inspiration, I have recently become interested in using design principles to bring a more classic, cultured look to my

vessels. Inspiration for the black and white work began with a book of vintage and contemporary handbags. I felt the bold designs and strong geometrical elements would work well in a turned vessel, using line, contrast and texture to create the compositions.

Although similar in format, each vessel is different and named to reflect the "personality" I see in it.



### Outline For Hands On Classes :

#### 1) Overlay Project:

If we were to have the one-day class (held twice), the students would be asked to bring in a simple dome shape (I can send you a picture of what we need) on the day of the demo. BTW you didn't see me do this in Orlando, because it's something I have developed since then. Essentially, it is a skin of resin that is moulded to the turning. I won't get too far into the details here, but it gets popped off (after turn-



ing), shaped, pierced, and painted and glued back onto the form. In order to do this we have to get the resin on the day before. So, after the demo, we would cover the prepared form with plastic wrap and apply the epoxy so it would be set for the following day.

If it were to be a two-day hands-on, the students could turn the form in the class rather than bringing it in ahead. On the first day, they'd turn the form and lay on the resin. On the second day, they would turn the resin, pop off the "skin" and shape, texture etc.

#### 2) Bandsaw Inlay:

This is a very simple type of segmented turning using coloured epoxy as both the "grout" and part of the design. For this we need the bandsaw, and (hopefully) the drum and disc sanders.

For a one-day hands-on, the participants would design, cut, and assemble with epoxy the piece to be turned (small platter). They'd have to do the turning and texturing at home.

For a two-day event, both the lay-up and the turning and texturing would be done during the class.

#### 3) Simple Inlay:

This is an even more simple variation on the bandsaw inlay. A small platter is turned with a wide, shallow groove around the bowl center. Shapes of a contrasting wood are inlaid into epoxy into this groove. Again, it can be completed during the two day class, OR taken home for finishing after a one-day class.

The advantages of the two-day class are: Most students finish the projects in class where any questions or problems can be addressed. Any voids in the epoxy that appear during turning can be filled. Texturing methods are more thoroughly covered.



## PBCW

President: Tim Rowe

(561)379-7154

Vice President: Gerhard Schwenke

(561)988-5485

Treasurer: Bernard Caesar

(561)862-5979

Secretary / Editor: Brian Rosencrantz

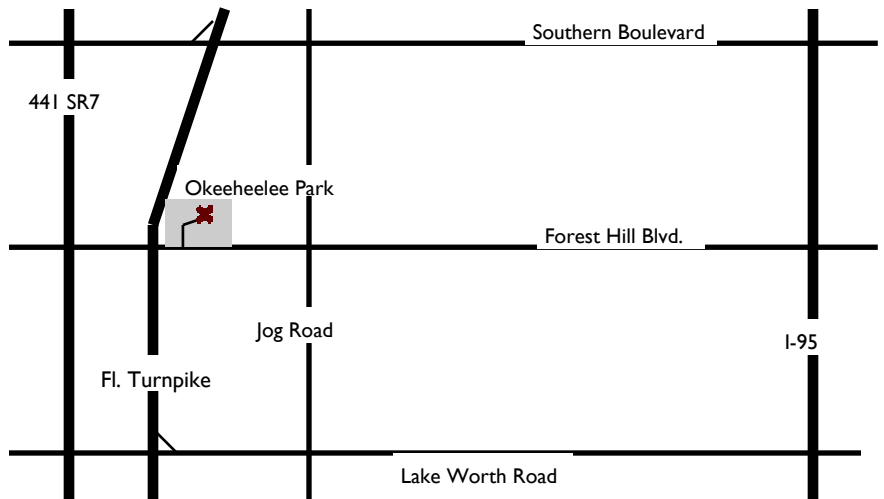
(561)667-3346

Promoting the Art and Craft of  
Woodturning



## Calendar

- **February 28, 2009 Meeting, Okeehelée Nature Center, WPB, Fl.**
- **March 28, 2009 Demonstration, Marilyn Campbell, Okeehelée Nature Center, WPB, Fl.**
- **March 29-30, 2009 Hands On, Marilyn Campbell, WPB, Fl.**
- **April 4, 2009 Meet and Eat Picnic, Okeehelée Park, WPB, Fl.**



PBCW

11384 56th. Pl. N.

**Next Meeting This Saturday, February 28**